

FY19-20 & FY20-21 Biennial Sustainability Report

Norman Y. Mineta
San José International Airport
December 2022



NORMAN Y. MINETA
SAN JOSE
INTERNATIONAL
AIRPORT





Contents

Message from the Director	3
Introduction	4
Our Sustainability Goals	5
Stakeholder Engagement & Materiality	6
Action 1: Track & Report Our Sustainability Performance	7
Action 2: Engage Staff, Tenants & Passengers in Our Sustainability Commitment	8
Action 3: Adopt Efficient Technologies & Practices	9
Action 4: Promote Low-Carbon Energy & Fuels	10
Action 5: Advance a Circular Economy Through Recycling & Reuse	11
Action 6: Foster Health & Wellness for People & the Environment	12
Acknowledgements	12
Appendix A: General Disclosures	14

The Guadalupe River is a defining feature of SJC's landscape; it connects us to our natural history and to our community.

Message from the Director



The two-year period from July 2019 through June 2021 was perhaps the most turbulent in Mineta San José International Airport's (SJC) history. Within a matter of days in early 2020, we went from welcoming a record number of passengers to being nearly empty as the COVID-19 Pandemic emerged.

Yet as disruptive as the global health emergency was to our Airport, our team's commitment to sustainability never wavered. In fact, the Pandemic presented new opportunities for us to facilitate travel most responsibly, such as working to become the first California airport to achieve accreditation for having the highest levels of cleanliness and safety from the Global Biorisk Advisory Council (GBAC).

Once we began welcoming passengers back to the skies safely, we also celebrated the opening of our new, LEED Silver- standard designed and constructed Aircraft Rescue and Firefighting Station; earned Level 1 Airport Carbon Accreditation from Airports Council International; and upgraded our participation in San José Clean Energy to procure the Airport's electricity from 100% renewable resources.

The COVID-19 Pandemic changed a lot—but not our commitment to finding the right balance between meeting the evolving needs of Silicon Valley travelers and protecting our natural resources. As the world continues to re-open, our work continues to facilitate global connections responsibly.

John Aitken, A.A.E.

A handwritten signature in blue ink, consisting of stylized initials and a surname, positioned below the name.

Director of Aviation
Mineta San José International Airport (SJC)

This is the Biennial Sustainability report for fiscal years 2020 and 2021 for the Norman Y. Mineta San José International Airport (SJC). This report takes stock of the previous two years' accomplishments in terms of protecting the environment and conserving precious resources and how we're serving as a trusted community partner.

SJC is located in the heart of Silicon Valley, just minutes away from global technology giants. Conveniently serving a wealthy and diverse region approaching four million people and thousands of Silicon Valley businesses, SJC is Silicon Valley's airport. The City of San José is the owner and operator of SJC. The City of San José is widely recognized as a leader in climate protection and sustainability and has adopted numerous ambitious strategies to combat environmental degradation and climate change that include San José's Envision 2040 General Plan and Climate Smart San José. As an entity of the City, SJC plays an important role in making these strategies come to fruition. SJC developed a Sustainability Management Plan (SMP) in January 2020 that serves as our roadmap for reducing resource consumption, environmental impacts, and greenhouse gas emissions while promoting social responsibility.

SJC has consulted the Global Reporting Initiative's (GRI) standards, as well as certain specific criteria from the GRI Airport Operators Sector Supplement, in the production of this report. This Biennial Sustainability Report details performance against the targets set out in the six actions detailed in the SMP as shown below with a focus on the quick wins and short-term initiatives identified in the SMP.



Overview of Major Capital Projects and Operational Initiatives

First California Airport to Achieve Global STAR Rating

SJC was the first California airport to earn global accreditation status for having the highest levels of cleanliness and safety. During the pandemic, SJC achieved the distinction according to new recognition from the Global Biorisk Advisory Council (GBAC) and the GBAC STAR Facility Accreditation Program. To achieve GBAC STAR accreditation, a facility must demonstrate compliance with the program's 20 elements, which range from standard operating procedures and risk assessment strategies to personal protective equipment, and emergency preparedness and response measures. The GBAC STAR establishes that SJC has the proper cleaning protocols, procedures, and practices in place to minimize risks associated with infectious agents and biohazards.

SJC Increases Parking Capacity

A new multi-level garage, located in the northeast area of the Airport, opened in July 2021 and provides hundreds of new parking spaces for travelers. Just a quick shuttle ride to the terminals, the new garage is the most economical parking option at SJC. Electrical infrastructure was installed at 99 parking spaces which will enable electrical charging for vehicles in the future. In addition to the opening of the Economy Lot 1 Garage, the Airport also reconfigured its parking by adding three hundred additional parking spaces to meet parking demand.

New Airport Fire Station #20

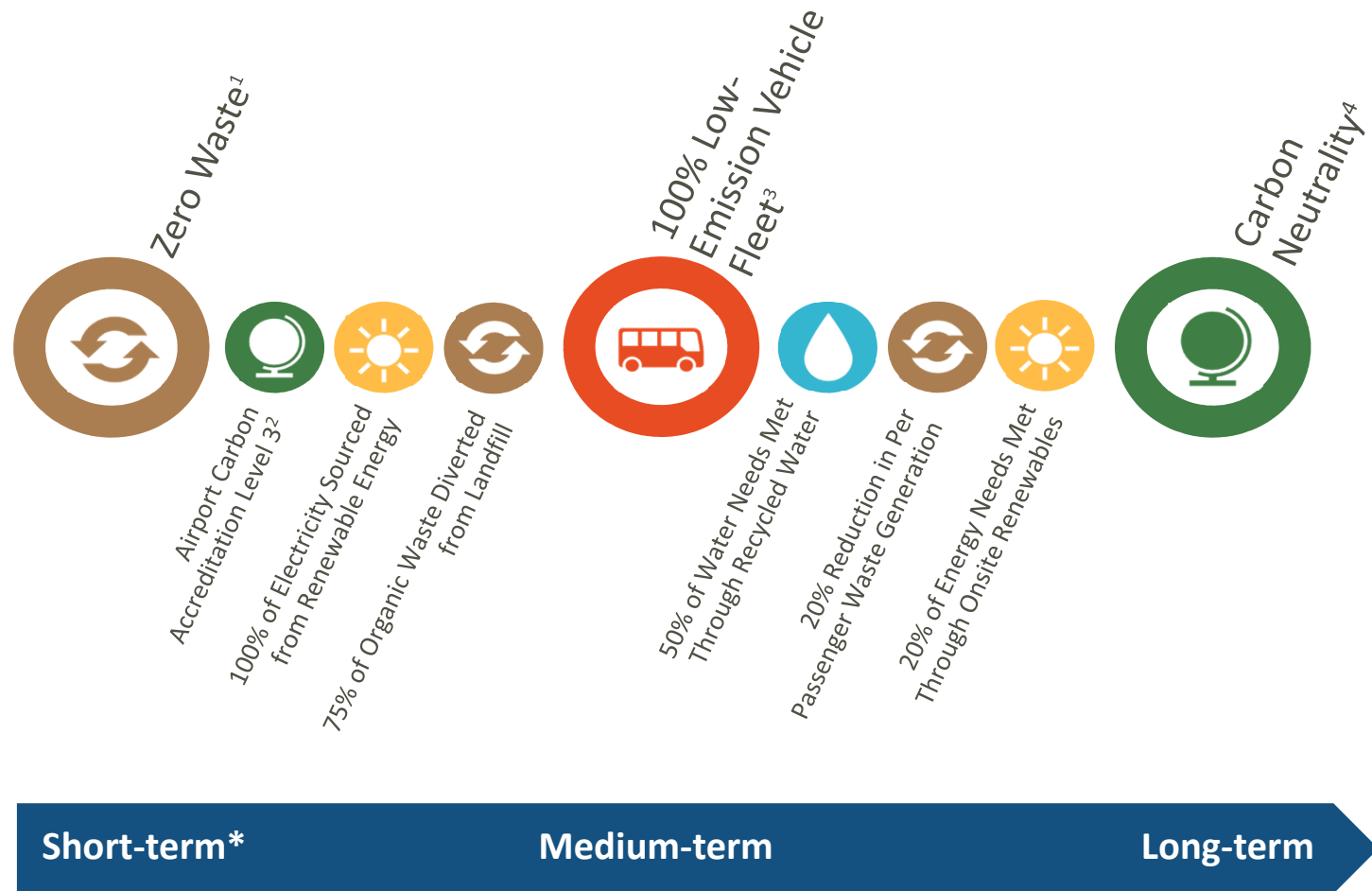
Station 20 is an Aircraft Rescue and Fire Fighting (ARFF) Station for the San José Fire Department (SJFD). The new facility broke ground in September 2020 and covers 18,300 square feet with a modern hybrid design for ARFF capabilities. It includes ten firefighter dormitories, kitchen, laundry, and training rooms. There are five apparatus bays designated for airport use with direct access to the airfield. The project cost \$28.1 million and included a grant from the FAA for \$18.2 million. The new station also includes facilities and resources that expand SJFD coverage beyond the airport to better serve the adjacent community, including residents and businesses. The new ARFF was designed and constructed to U.S. Green Building Council Leadership in Energy and Environmental Design (LEED) Silver standards and includes sustainable features, such as electrical vehicle (EV) charging stations, a cool roof, drought-tolerant xeriscaping, and is net zero carbon and net zero ready.

Airport Continues to Participate in San José Clean Energy

In September 2018, SJC enrolled in San José's Clean Energy Green Source program. The electricity is currently up to 95% carbon-free and is generated from renewable sources such as wind and solar and carbon-free sources such as hydropower. SJC's participation in this program contributed to the reduction in the Airport's greenhouse gas (GHG) emissions since the Fall 2018.

Our Sustainability Goals

As a Department of the City of San José, SJC is aligning with the goals set forth in the Climate Smart San José Plan. Therefore, in addition to the performance targets in the SMP, SJC is striving to achieve the following aspirational goals within the timelines illustrated below, at least five years in advance of the completion of the implementation of our Airport Master Plan, slated for 2037.



¹ In accordance with the Zero Waste International Alliance definition that Zero Waste is diverting 90 percent of all discarded materials from landfills, incinerators and the environment.

² Airport Carbon Accreditation (ACA) is Airport Council International's carbon management certification standard available to all world airports seeking to reduce emissions of greenhouse gases from airport operations.

³ Low- or zero-emission alternatives to certain specialized airport equipment may not be commercially available within this timeline. SJC commits to utilizing the best available technology for Airport equipment.

⁴ Carbon neutrality at SJC is defined as when the net greenhouse gas emissions (as measured in CO₂-e) for Airport-controlled property and equipment is zero. This does not include property owned by tenants of SJC.

**Due to the COVID-19 pandemic and reductions in resources and funding, we may not achieve the timelines for our short-term goals outlined in our SMP. However, we do anticipate that our goals will be met by 2037. Potential updates to our targets are reflected in this report; however, they will be reviewed and revised as needed when we update our SMP.*

Our Sustainability Goals

Connection to United Nations Sustainable Development Goals

The **United Nations Sustainable Development Goals** are the global framework for promoting prosperity while protecting the planet. The SMP and the City of San José's Climate Smart, aligns directly with the universal call to action to build economic growth and address a range of social needs including education, health, social protection, and job opportunities, while tackling climate change and environmental protection.



Stakeholder Engagement & Materiality Matrix

Airport's stakeholders are diverse and varied, ranging from residents to local government to airlines to other transportation agencies to business leaders. Critical internal stakeholders at SJC include Airport employees (i.e., City staff), tenants, passengers and contractors. Our external stakeholders are diverse, ranging from local government to transportation agencies to business leaders. The Airport routinely engages with these stakeholders on a regular basis. During this reporting period, SJC continued to conduct internal SMP Work Group meetings and participated in meetings with: Airport Station Managers, California Airport's Council (CAC) Environmental Working Group, City of San José Climate Smart working group, City of San José Integrated Pest Management (IPM) group, Sustainable Aviation Fuel Working Group, and CAC Electric Vehicle Work Group. In addition, the Airport's Environmental Department is involved in the review of all Airport Development projects and Tenant Improvement projects to ensure they align with sustainability goals and environmental compliance. SJC will continue to engage stakeholders on specific initiatives, as appropriate.

The City of San José Airport Commission is an advisory body to the San José City Council. The Airport Commission meets quarterly, and the meetings are open to the public, with public comment periods. Stakeholders and other members of the public are welcome to address the Airport during the public comment period at any of its public meetings.

For all major development projects, the Airport follows state and federal Environmental Impact Report and Environmental Impact Statement guidelines, which includes extensive public comment and public participation requirements.



Materiality Assessment

The Airport defines materiality based on the priority of each aspect to our business, our stakeholders and our customers. The Airport's supply chain includes facility tenants along with the goods and services needed for airport operations and construction activity. This report generally addresses Airport activities and does not address the activities of Airport suppliers, tenants, or contractors except where noted.

The Airport's Sustainability Management Plan Working Group met and identified the organizations top material issues. The following table shows the topics that are considered material to SJC related to environmental, economic, and social issues, in no order of importance.

Issues that are important to SJC & our stakeholders

Environmental	Air quality & emissions	Climate impacts	Energy & water use	Biodiversity	Water quality & conservation
	Waste & spills	Environmental compliance	Intermodal transportation		
Economic	Business continuity	Economic contributions	Ground transportation & parking	Infrastructure improvements	Small & local business development
	Impact on rates & charges				
Social	Accessibility	Community relations	Customer satisfaction & amenities	Employee diversity, recruitment & training	Ethics
	Occupational health & safety	Security	Noise	Tenant relations	

Track & Report Our Sustainability Performance

Tracking and reporting our sustainability performance is an important goal as SJC continues to make progress towards our sustainability efforts. In 2020, SJC developed an SMP which was presented to and approved by the City's Transportation & Environment Committee and the Airport Commission.

As the Airport expands, it leverages those opportunities to include sustainability initiatives into new development. During this reporting period SJC worked to collect, analyze and certify emissions data with the goal of achieving Airport Carbon Accreditation (ACA) Level 1. ACA is the only institutionally-endorsed, global carbon management certification program for airports. It independently assesses and recognizes the efforts of airports to manage and reduce their carbon emissions through 6 levels of certification. It provides airports with a common framework for active carbon management with measurable goalposts. SJC achieved Level 1 – Mapping - which means that the Airport measures and takes inventory of their carbon footprint.

Other SMP implementation successes are shown in the progress activities below.

FY20-21 Progress	FY22-23 Look Ahead
<ul style="list-style-type: none"> Completed SJC's Sustainability Management Plan and first Biennial Sustainability Report Collected GHG emissions data and started the process to apply for Airport Carbon Accreditation Level 1 Promoted SJC's sustainability efforts through social media and website; for example, Earth Day media posts 	<ul style="list-style-type: none"> Obtain Airport Carbon Accreditation Level 1 and pursue Level 2 Automate utilities Continue to collaborate with CSJ ESD to ensure alignment with the City's goals Evaluate, budget for, and implement the appropriate recommendations identified in the waste analysis Continue to promote SJC's sustainability efforts

Key Performance Metric, Target and Current State

Metric	2018 Baseline	Target	FY20-21 Status
Airport Carbon Accreditation Status	Not accredited	Level 3 by 2026*	Started application process to obtain Level 1

*Target for ACA Level 3 updated in this report to be 2026 so that it aligns with SJC's Master Plan Environmental Impact Report Mitigation Measures.



Recent Successes in FY22



Obtained Airport Carbon Accreditation Level 1



Completed New ARFF facility which was designed and constructed to LEED Silver standards. Some of its sustainable attributes include EV charging stations, a cool roof, uses drought-tolerant xeriscaping, and is net zero carbon and net zero ready.

Engage Staff, Tenants & Passengers in Our Sustainability Commitment

During the SMP preparation and rollout, SJC engaged and provided sustainability-related training for the Sustainability Management Plan Working Group. After SJC's SMP was rolled out, a presentation was given to all Airport Divisions to inform them of the SMP goals and initiatives. As previously mentioned, SJC also engages our internal and external stakeholders as we understand they play an important part in implementing our SMP.

Due to COVID-19, expanding our engagement and training to employees, passengers, and external stakeholders was put on hold. We plan to expand our internal training on sustainability and continue to engage other internal and external stakeholders in the upcoming years. However, we did support various community campaigns as described below.

FY20-21 Progress

- Implemented food donation program with Loaves & Fishes / A La Carte which resulted in the donation of 3,582 meals to vulnerable communities
- Donated lost and found items to non-profits (e.g., Teen Challenge, HOPE Services, and Next Door Solutions to Domestic Violence)
- Airport staff provided education through SJC Speaks Program on various topics, such as airport history, environmental efforts, and careers
- Supported community events, including Sunflower Lanyard Program, Paws for Purple Hearts, orientation visits for service dogs in training, and operated a military lounge
- Improved communications about annual tenant cleanup which resulted in approximately 18 tons of waste that was collected.

FY22-23 Look Ahead

- Promote sustainability and local environmental history for staff and passengers
- Educate staff and tenants about waste reduction
- Promote improved deplaned waste separation procedures to airlines
- Continue to support community-focused campaigns

Key Performance Metrics, Targets and Current State

Metric	2018 Baseline	Target	FY20-21 Status
Percent of City Airport employees receiving sustainability training	0%	100% by 2022	50%
Percent of tenant employees receiving Airport-provided ¹ sustainability training	0%	50% by 2022	0%
Number of Airport-supported community-focused events	5 per year	7 per year by 2022	7

¹ Most tenants and airlines provide their own corporate sustainability training.



Implemented food donation programs. Resulted in donations of 3,582 meals to vulnerable communities. Note that this program was rolled-out weeks before the pandemic and anticipate that the number of meals will significantly increase during the next reporting period.



Tenant cleanup event where approximately 18 tons of waste was collected.

Conserve Resources Through Efficient Technologies & Practices

Reducing our consumption of resources is something SJC strives to achieve. Decreases in both energy and water use were observed over the past two fiscal years; however, decreases in resource use were likely due to the COVID-19 pandemic and significantly less passengers traveling through the airport. Because of the dramatic decrease in passengers, the values of water and energy use per passenger presented in the performance metrics table below appear skewed. SJC will continue to track our utility use and is planning on taking measures in the future to reduce their overall energy and water use, such as transitioning to the San José Clean Energy Total Green Program which uses 100% renewables and other actions listed below.

FY20-21 Progress

- Completed automation of all restroom faucets
- Completed 2-sided printing default setting for SJC employees
- Participated in Better Building Challenge for Sign Shop to reduce energy consumption
- Conducted pilot program with transportation network companies (TNCs)/rideshare companies to reduce wait times and trips around the airport

FY22-23 Look Ahead

- Expand Better Building Challenge to additional buildings at Airport
- New development projects will be required to:
 - Install programmable thermostats and motion sensors
 - Install drought tolerant landscaping
 - Install Building Management System

Key Performance Metrics, Targets and Current State

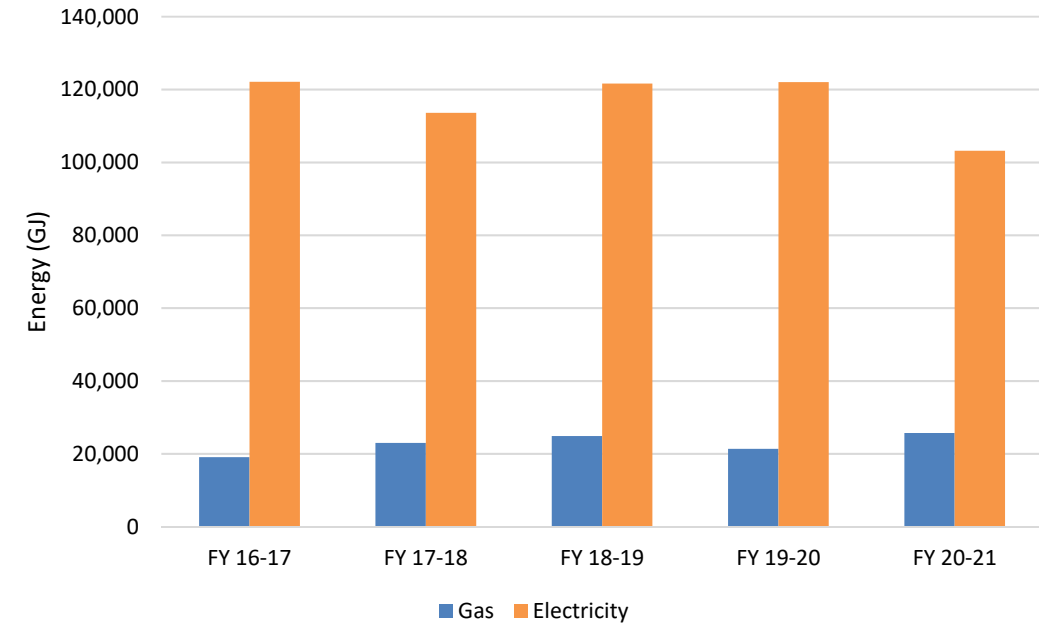
Metric	2018 Baseline	Target	FY20-21 Status
Annual Energy Use (GJ)	130,000	110,000 by 2027 (existing facilities)	123,135
Annual Energy Use Intensity (kWh/sf/yr.)	39 (terminal average)	30 (new terminals)	26
Energy Use (GJ/passenger)	0.010	N/A	0.029
Water Use (gallons/passenger)	3.5	2.2 by 2027	8.46
Potable Water Use (alternative metric) (gallons/passenger)	2.3	1.3 by 2027	3.87
Solid Waste Generated (lbs/passenger)	0.41	0.25 by 2027	0.51



Recent Successes in FY22

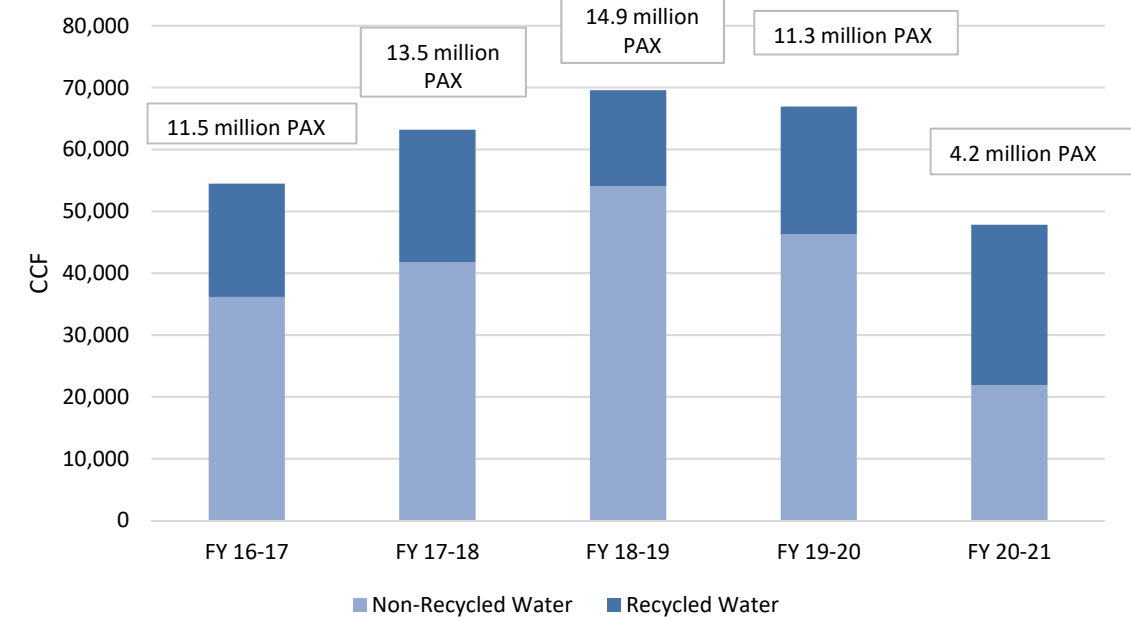
- To date, approximately 85% of airfield lighting and 65% of terminal lighting has been replaced with LED lighting.
- Expanded recycled water line to new ARFF to provide recycled water for landscaping.

Annual Purchased Energy



A decrease in overall electricity use may be attributed to the COVID-19 pandemic and decrease in passengers.

Water Use Trends



A decrease in overall water use may be attributed to the COVID-19 pandemic and decrease in passengers. However, recycled water use increased.

4 Promote Low-Carbon Energy & Fuels

SJC is committed to shifting from fossil fuel-based energy sources used for space conditioning, power, cooling, water heating, and vehicles in favor of zero or low-carbon alternative sources. There are ongoing effort to reduce our energy use which is shown in the table below and adjacent graphs. By transitioning to San José Clean Energy's Greensource in September 2018, the Airport achieved a 67 percent reduction in GHG emissions from purchased electricity compared to baseline.

FY20-21 Progress	FY22-23 Look Ahead
<ul style="list-style-type: none"> Installed signage in front of Terminal B for pedestrians and advertised bike lockers on BikeLink website to encourage walking and cycling to and from the airport. Began EV feasibility study Working with tenants to install common use charging infrastructure in the future Participated in Sustainable Aviation Fuel Workgroup 	<ul style="list-style-type: none"> Install EV chargers and evaluate, budget for and start to implement other recommendations as described in the EV feasibility study Continue to promote participation in the Green Trip Challenge among Airport staff Participate in The Good Traveler Program Upgrade to San José Clean Energy's 100% renewable ("Total Green option") For new projects, continue to encourage LEED Gold or Platinum, net zero buildings, solar installations, and set energy use intensity targets Continues to participate in ACI/ICAO working groups on high priority Airport partner initiatives related to transport

Key Performance Metrics, Targets and Current State

Metric	2018 Baseline	Target	FY20-21 Status
Greenhouse gas emissions (CO ₂ -e metric tons) Annually	6,793 (Scopes 1 and 2)	Carbon neutral by 2032 (Scopes 1, 2, and 3)	3,009 (Scopes 1 and 2 [FY21])
Percent of Electricity Sourced from Renewable Energy	80%	100% by 2022	95%
Percent of Energy Needs Met Through Onsite Renewables	4%	20% by 2032	4%
Percent of Fleet Comprised of Low-Emission Vehicles	26%	100% by 2027 ¹	19%

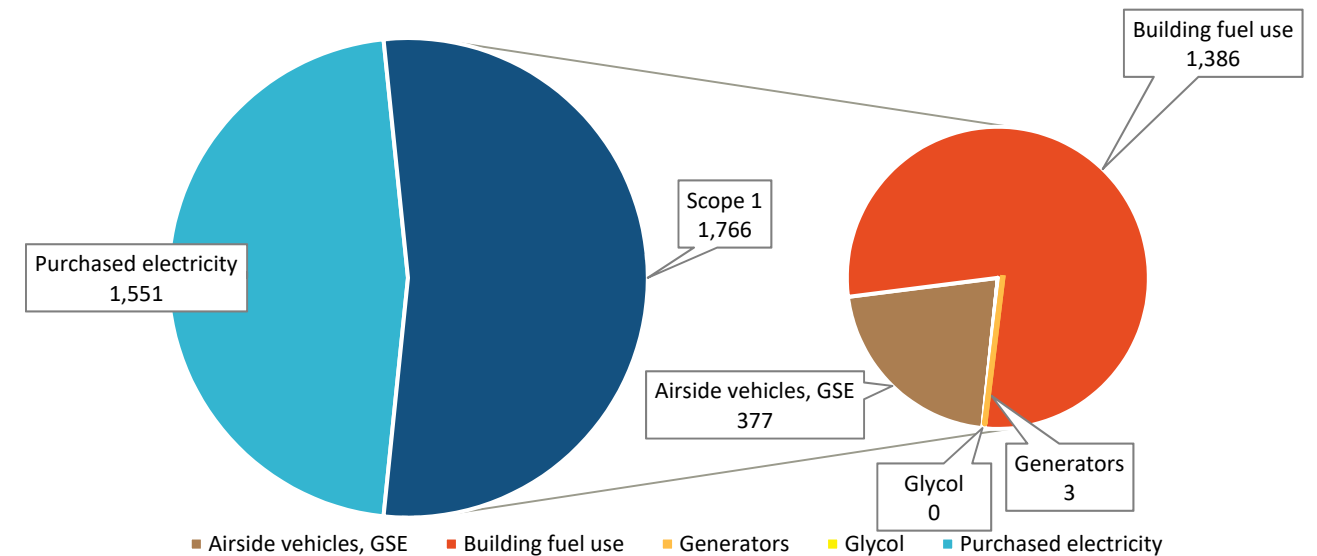
¹Includes contracted services. Applies to vehicles and equipment for which low-emission alternatives are available.

Recent Successes in FY22



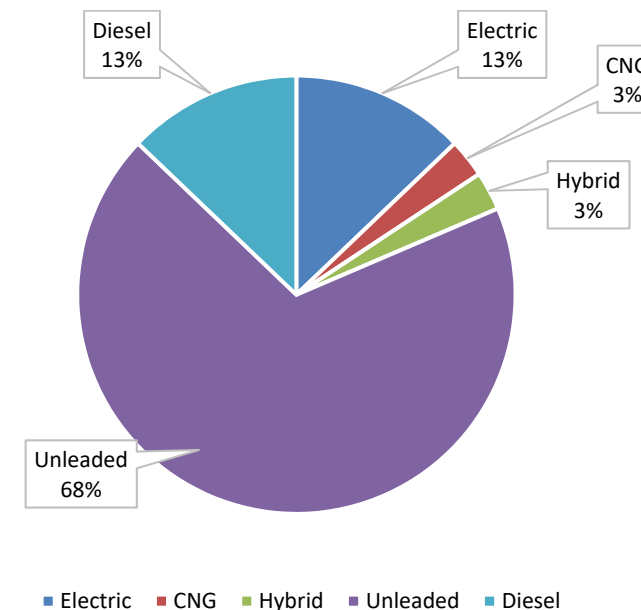
- Completed comprehensive EV Feasibility Study for parking lots at SJC for EV charging infrastructure and chargers

FY20-21 Green House Gas Inventory



There was a decrease in purchased electricity, building fuel use and airside GSE resulting in an overall drop of 33% in GHG emissions over the previous fiscal year.

FY20-21 Airport Vehicle Fleet



In FY20-21, 19% of SJC-owned vehicles were electric, compressed natural gas (CNG), or hybrid. This was an 11% decrease in SJC's low-emissions fleet compared to FY18-19.

5 Advance a Circular Economy Through Recycling & Reuse

The Circular Economy is one in which consumption and emissions are minimized by reusing, recycling, refurbishing and repairing. California Senate Bill 1383 (SB 1383) requires all business, multi-family properties, and residents to separate organic waste and recyclable materials from the trash. The goal of SB 1383 is to reduce organic waste disposal 75% by 2025 and to rescue at least 20% of currently disposed surplus edible food by 2025. This law will help reduce food waste and help feed the food insecure and ultimately fight climate change. SJC is operated by the City and their material is taken to a materials recovery facility where it is then recycled or composted.

The percent of annual water use from recycled sources increased to 54% in FY20-21.

FY20-21 Progress

- Continue food donation program with Loaves & Fishes and SJC concessions
- Water refilling stations throughout the airport saved approximately 458,842 plastic bottles from being used to date
- Started expansion of a recycled water line to the new ARFF station

FY22-23 Look Ahead

- Work with CSJ ESD to implement any improvements identified in the waste management analysis
- Work with CSJ ESD to implement any improvements identified in the on-site composting opportunities and biodigester evaluation
- Evaluate, budget for, and start to implement strategies identified in the condensate and stormwater /rainwater capture and reuse opportunities memo
- Continue to expand the use of recycled water lines to all landscaped areas and non-potable uses in new projects

Key Performance Metrics, Targets and Current State

Metric	2018 Baseline	Target	FY20-21 Status
Percent of Annual Water Use from Recycled Sources	34% ¹	50% by 2022	54%
Percent of Waste Diverted from Landfill	79% ²	Zero Waste by 2022 ³	78%

¹ The 2018 baseline estimated diversion rates were updated to reflect City audits of garbage and recycling at the processing facility. Waste totals do not include hazardous waste or waste from international flights, which are disposed of separately per federal regulations.

² In accordance with the Zero Waste International Alliance definition that Zero Waste is diverting 90 percent of all discarded materials from landfills, incinerators and the environment.

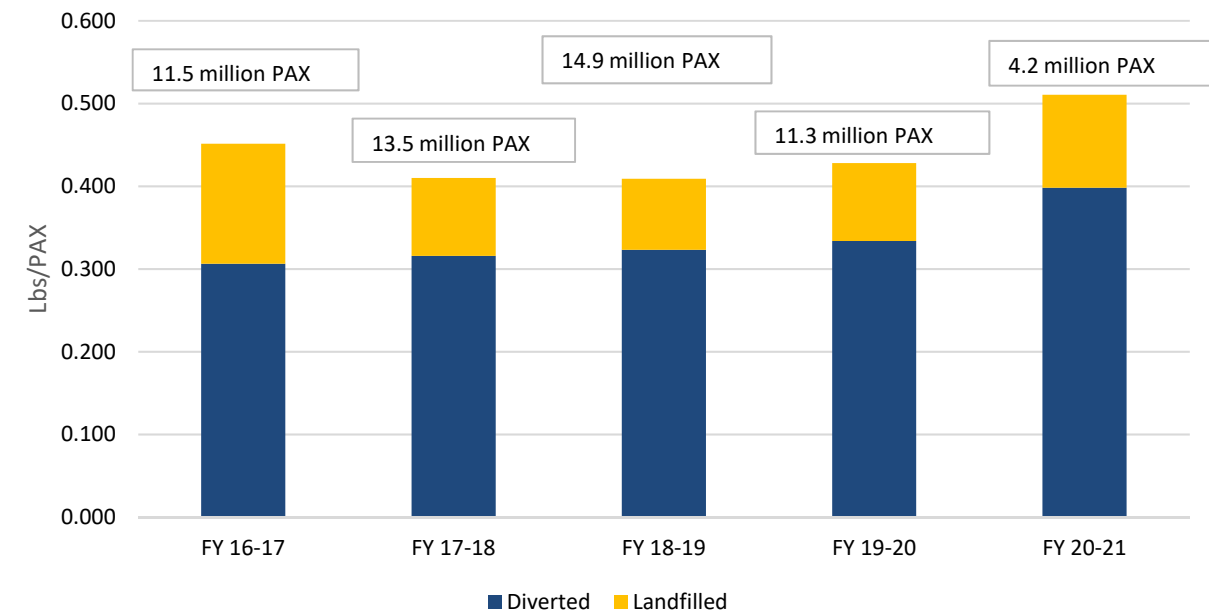
³ Target to be updated when the SMP is updated, as needed.

Recent Successes in FY22



- SJC conducted a waste management analysis and identified opportunities to work with the City's Environmental Services Department to potentially improve their approach to calculate the Airport's waste diversion rates.
- SJC conducted an on-site composting opportunities and biodigester evaluation.
- SJC conducted rainwater and stormwater capture and reuse case study summary to identify potential opportunities to incorporate into future construction, when feasible.

Waste Generation Trends



6 Foster Health & Wellness for People & the Environment

As previously mentioned, SJC was the first California airport to earn global accreditation status for having the highest levels of cleanliness and safety. During the pandemic, SJC achieved the distinction according to new recognition from the GBAC STAR Facility Accreditation Program. The GBAC STAR established that SJC has the proper cleaning protocols, procedures, and practices in place to minimize risks associated with infectious agents and biohazards.

SJC continues to support the Guadalupe River Trail, which runs adjacent to the airfield, and the adjoining Guadalupe Gardens. In FY20-21, one cleanup event was conducted along the Guadalupe River adjacent to the Airport and approximately 22.7 cubic yards of trash were collected and disposed.

The Western Burrowing Owl is a California state Species of Special concern that calls SJC home. SJC continues to work diligently to provide suitable habitat necessary for this species to survive by advancing plans to install artificial burrows for owls in the Guadalupe Gardens property adjacent to the Airport and away from Airport operations. SJC is also in the process of creating a viewing area for the owls.

FY20-21 Progress	FY22-23 Look Ahead
<ul style="list-style-type: none"> City of San Jose Environmental Services conducted four cleanup events along the Guadalupe River adjacent to the Airport SJC hosted a job fair, an annual tenant cleanup event, and a Combined Giving Campaign Obtained GBAC STAR Facility Accreditation for having the highest levels of cleanliness and safety. 	<ul style="list-style-type: none"> Work with CSJ ESD to conduct regular cleanup events along the Guadalupe River and in other airside and landside locations Establish committee to promote physical challenges such as daily step challenges Continue to implement Updated Master Plan Environmental Impact Report Mitigation Measures, including updating a burrowing owl impact compensation agreement with Habitat Agency, update the Burrowing Owl Management Plan, avoid construction within riparian habitat, include bird-safe building design measures in construction plans, and additional measures.

Key Performance Metrics, Targets and Current State

Metric	2018 Baseline	Target	FY20-21 Status
Percent of Airport employees participating in Airport-sponsored wellness programs	N/A	75% by 2027	N/A (not started)
Number of acres of burrowing owl habitat	62.6	62.6	62.6
Number of cleanup events (not including regularly scheduled FOD walks)	1 per year	3 per year by 2024*	2

*Target updated in this report to be 2024.



Recent Successes in FY22

- SJC continued the implementation of EIR Master Plan Amendment Mitigation Measure requirements for the new Facilities Division Campus Project by conducting soil and groundwater investigations to ensure the health and safety of staff and the environment.



ACKNOWLEDGEMENTS

Facilities And Engineering Division:
Kevin Spinks, Senior Engineer

Finance And Administration Division:
Scott Riddle, Senior Property Manager
Anthony Suess, Senior Analyst

Planning And Development Division:
Patrick Hansen, Environmental Program Manager
Rachel Lam, Environmental Services Specialist

Report Development by:



Haley & Aldrich, Inc.



Appendix A: General Disclosures

Organizational Profile, Ethics, Governance & Reporting Principles

About Norman Y. Mineta San José International Airport

The City of San José created the Airport Department (Department) in 1965. The Department operates the Airport which is currently classified as a medium-hub airport, primarily providing domestic origin-destination (O&D) service with increasing levels of international service.

The City is a charter city that operates under a council-manager form of government. The 11 members of the City Council serve as the governing body that oversees the operation of the Airport. The Director of Aviation is responsible for the operation of the Department and reports directly to the City Manager. John Aitken is the Director of Aviation, responsible for management oversight of the Airport, the annual budget and a staff of approximately 200 aviation professionals, nearly all of whom work onsite at SJC on a permanent basis.

Our Mission & Vision

The Department's mission is to connect, serve, and inspire. Our vision is to transform how Silicon Valley travels.

Strategy and Purpose

The Airport completed a Strategic Plan in 2016 which defines a common purpose for the organization, establishes a 10-year vision, and creates goals, objectives, action plans, and performance measures to realize the full potential of the Airport. The Strategic Goals are:

- Fund the Future
- Drive Growth
- Innovate
- Invest in the Organization

We are also committed to positively influencing the broader aviation industry. Airport officials lead and participate in numerous committees and working groups for the Airports Council International – North America, American Association of Airport Executives, and the California Airports Council. Further, we have tried to align our goals and initiatives with others across the industry, whenever possible.

About SJC

The Airport covers 1,050 acres at an elevation of 62 feet and has two active runways, each 11,000 feet by 150 feet. The Airport serves Santa Clara County, which is also the San José Primary Metropolitan Statistical Area and is commonly referred to as Silicon Valley, as well as adjacent counties of Monterey, San Benito, and Santa Cruz and portions of two adjacent counties, Alameda and San Mateo (collectively, the Air Service Area). The Air Service Area is part of the larger San Francisco/San José/Oakland Area. Two other commercial airports serve this area as well – San Francisco International Airport and Oakland International Airport.

The Airport is classified as a medium-hub airport by the FAA and ranked as the 40th busiest airport in the nation in terms of total passengers according to Airports Council International- North America statistics, as of 2018. As of June 2019, 13 carriers provided scheduled passenger service to 50 destinations, including eight US flag carriers and five international carriers. In addition, two all-cargo carriers provided scheduled cargo service at the Airport.

For the 2020-2021 fiscal year, the Airport enplaned and enplaned 4.2 million passengers which represents a significant decrease from the 2018-2019 fiscal year due to the COVID-19 pandemic.

Our Reporting

The Airport has consulted the Global Reporting Initiative's (GRI) standards, as well as certain specific criteria from the GRI Airport Operators Sector Supplement, in the production of this report. SJC plans to release updated sustainability reports on a biennial basis. Note that in addition to SMP data metrics and targets reported in this document, SJC is also tracking other environmental, social and financial data outlined in the GRI standards core option.

Any changes or re-statements from previous reports are noted in the applicable data table. This Sustainability Report has not been externally assured. During the reporting period, there have been no significant changes regarding the size, structure or ownership of the Airport or SJC.

Our Boundaries & Significant Influence

The Airport's boundaries for the purposes of this Sustainability Report encompass SJC's geographic jurisdiction (the Air Service Area) as determined by state law, as well as entities over which the Airport exercises control or significant influence, both in and through its relationships with various entities. A summary of these boundaries follows.

The Airport has significant influence over:

- Airport collective bargaining unit (union)
- Airport retail tenants
- Airport airline tenants
- Airport cargo carrier tenants
- Parking management service
- Airport ground transportation service providers
- San José Police Airport Division
- Aircraft rescue and firefighting/San José Fire-Rescue Department
- On-site services (e.g., janitorial, security)
- Contractor and consultant services (e.g., construction, engineering, environmental, maintenance)

For more information on the content of this report, please contact Patrick Hansen, Environmental Services Program Manager, phansen@sjc.org.